

ANSWER KEY

STD - I

SUB - HINDI

UNIT TEST - I

1. स्वर
2. व्यंजन
3. वर्णमाला
4. दो अक्षर वाले शब्द
5. तीन अक्षर वाले शब्द
6. अक्षरों को मिलाकर लिखें
7. चित्र देखकर पहला अक्षर लिखें
8. Book Pg. No. 28, 29

स्वर लिखें.

अ

आ

इ

ई

उ

ऊ

ऋ

ॠ

ए

ओ

औ

अं

अः

व्यंजन लिखें

क ख ग घ ङ

च छ ज झ ञ

ट ठ ड ढ ण

त थ द ध न

प फ ब भ म

य र ल व श

ष स ह क्ष त्र

ज्ञ ञ्ञ ड ढ

वर्णमाला

अ आ इ ई उ ऊ ऋ

ए ऐ ओ औ अं अः

क ख ग घ ङ

च छ ज झ ञ

ट ठ ड ढ ण

त थ द ध न

प फ ब भ म

य र ल व श

ष स ह क्ष त्र

श ञ ङ ढ

वर्णमाला पूरी करें

OR
रिक्त स्थान भरें

अ आ इ ई उ ऊ ऋ

ए ऐ ओ औ अं अः

क ख ग घ ङ

च छ ज झ ञ

ट ठ ड ढ ण

त थ द ध न

प फ ब भ म

य र ल व श

ष स ह क्ष त्र ञ

श ङ ढ

दो अक्षर वाले शब्द

1. घर
2. कप
3. फल
4. बस
5. जग
6. टब
7. नल
8. हल
9. दस
10. कल

तीन अक्षर वाले शब्द


1. मटर
2. कमल
3. कलम
4. नगर
5. मगर
6. हवन
7. गगन
8. सड़क
9. पकड़
10. कलश


अक्षरों को मिलाकर लिखें


शब्द जोड़ OR


1. स ब = सब
↑ ↑
2. ध र = धर
↑ ↑
3. क प = कप
↑ ↑
4. फ ल = फल
↑ ↑
5. न ल = नल
↑ ↑
6. म ट र = मटर
↑ ↑ ↑
7. व त ख = वतख
↑ ↑ ↑
8. क म ल = कमल
↑ ↑ ↑
9. क ल श = कलश
↑ ↑ ↑
10. क ल म = कलम
↑ ↑ ↑


चित्र देखकर पहला अक्षर लिखें


1.  स

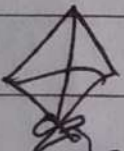
2.  घ


3.  क

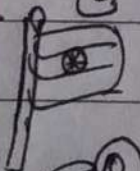
4.  ज


5.  ख


6.  न


7.  प


8.  छ


9.  झ

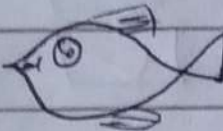
10.  व


11.  थ

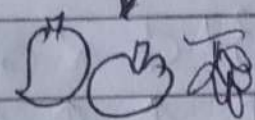
12.  आ

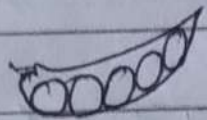
13  अं


14  ट

15  म

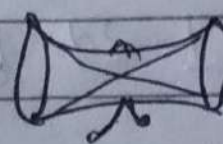
16  श

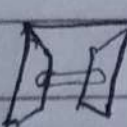
17  फ


18  म


19  रें


20  क

21  ड

22  ढ

23  ढ

24  क

25  ह

Book Pg NO 29.

Date _____
Page _____

1. चित्रों के सही नाम पर (✓) निशान लगाओ

बस

कलम

धर

कमल

2. अक्षरों को मिलाकर लिखो

स व
↑ ↑

म ट र
↑ ↑ ↑

अ ढ र क
↑ ↑ ↑ ↑

स व

म ट र

अ ढ र क

शब्द पहली पूरी करें

प
अ क इ
इ

झ
न ट ख ट
प
 ट

TERM - I
ANSWER KEY
SUBJECT - HINDI

- चार अक्षर वाले शब्द
पाठ - 6 (आ, इ, ई, ऊ, ऊ) की मात्रा
वाले शब्द
पाठ - ए, ऐ की मात्रा वाले शब्द
(पूर्ण अभ्यास सहित)
- पाठ - 10 हम सब एक (पूर्ण अभ्यास)
- कलों के नाम

चार अक्षर वाले शब्द

1. अजगर
2. अक्षरक
3. उपवन
4. नटखट
5. झटपट
6. अचकन
7. करतन
8. अकबर
9. मलमल
10. पनधट

आ (A) की मात्रा वाले शब्द

1. कार

2. राजा

3. गाय

4. कान

5. नाक

6. माला

7. ताला

8. काला

9. हाथ

10. माता

1 चित्रों के नाम पर (गोला) बनाए

कान

हाथ

गाजर

माला

नाक

तबला

2. 'आ' की मात्रा (T) लगाकर शब्द पूरे करो

छाता

कार

अनार

गमला

मकान

चलना

3. अक्षरों को मिलाकर लिखो -

त ल ल

ह ल व

बो दा म

□ □ □

□ □ □

□ □ □ □

तल्ला

हलवा

बोदाम

'आ' की मात्रा वाले चार शब्द लिखो जो इस पाठ में न हों -

दादा

मामा

नाना

चाचा

इ (I) की मात्रा वाले शब्द

1. हिरन
2. किताब
3. चिड़िया
4. किरन
5. गिलास
6. किरामिश
7. किला
8. मिला
9. किर
10. सितार

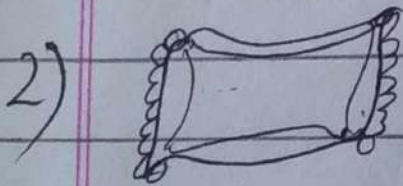
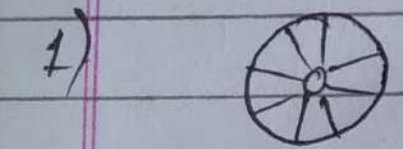
BOOK PG NO-33

1 चित्रों को देखकर उनके सही नाम पर निशान लगाओ :-

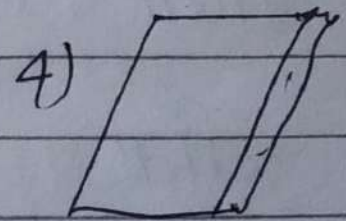

सितार
किताब
चिड़िया

किला
हिरन
तकिया

2 दिए गए चित्रों को उनके नाम से मिलाएं -



किताब ④
तकिया ②
सितार ③
पहिया ①



3 अक्षरों को मिलाकर लिखो -

प ि न
└──┬──┘

पिन

स ि य ा र
└──┬──┬──┬──┘

सियार

ट ि क ट
└──┬──┬──┘

टिकट

ई की मात्रा (ी) वाले शब्द

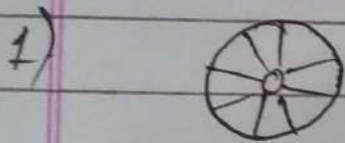
1. लीची
2. हाथी
3. बकरी
4. सीढ़ी
5. गीता
6. मामी
7. चीता
8. चाची
9. परी
10. घड़ी

1 चित्रों को देखकर उनके सही नाम पर निशान लगाओ :-


सितार
किताब
चिड़िया

किला
हिरन
तकिया

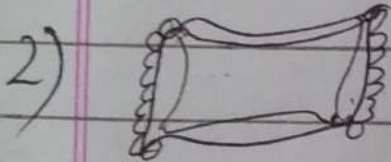
2 दिए गए चित्रों को उनके नाम से मिलाएं -




किताब ④



तकिया ②



सितार ③



पहिया ①

3 अक्षरों को मिलाकर लिखो -

प ि न
[] [] []

पिन

स ि य ा र
[] [] [] [] []

सियार

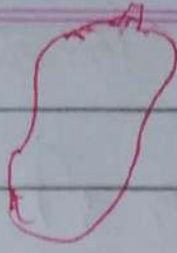
ट ि क ट
[] [] [] []

टिकट


ई की मात्रा (ी) वाले शब्द

1. लीची
2. हाथी
3. बकरी
4. सीढ़ी
5. गीता
6. मामी
7. चीता
8. चाची
9. परी
10. धड़ी


1



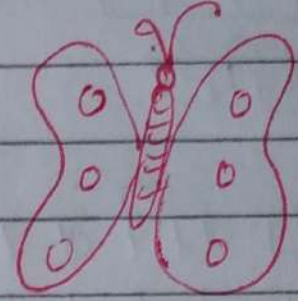
वितली ④



बकरी ②



हाथी ③



पपीता ①

2. चित्र पहचान कर नाम पूरे करो-

लडकी

परी

घड़ी

दीपक

3. उलट पलट कर नए शब्द बनाओ

मीना - नानी

राखी - खीरा

मीरा - रानी

रखी - खीर

4. अक्षरों को मिलाकर लिखो :-

1. सी टी
TTT
सीटी

2. म क डी
TTT
मकड़ी

3. प पी ता
TTTT
पपीता

4. इ म ली
TTTT
इमली

ये भी करें

लडकी

इमली

हाथी

सीटी

बकरी

लीची

3 की मात्रा(७)वाले शब्द

1. पुल
2. गुलाब
3. कछुआ
4. सुन
5. बुन
6. कुल
7. खुश
8. खुशी
9. सुमन
10. करता

Book Pl No 38, 39.

लिखित

Date _____
Page _____

1 सही उत्तर में निशान लगाओ

(क) जुराब किसने कुतरी ?

सुमन चुहिया

(ख) नानी क्या लाई ?

जुराब गुलाब

2. दिए गए चित्रों के नाम छाँटकर लिखो

गुलाब कुरता

जुराब धनुष

3. एक जैसे शब्दों पर गोला बनाओ-

चुहिया चुहीया चूहिया चुहिया

चुलबूल चुलबुल चुलबुल चूलबूल

सुराही सुराही सुराही सुराही

Book No 39.

Date _____
Page _____

4. अक्षरों को मिलाकर लिखो

1 ख , श
┌───┐
खुश

2. ग , ड , ङ , ण
┌───┐┌───┐┌───┐┌───┐
गुडिया

3 म , क , उ , ट
┌───┐┌───┐┌───┐
मुकुट

4. क , उ , स , म
┌───┐┌───┐┌───┐
कुसुम

Book Pg No 39.

Date _____
Page _____

4. अक्षरों को मिलाकर लिखो

1 ख , श
┌───┐

खुश

2. ग , ड , डी , या
┌───┐┌───┐┌───┐┌───┐

गुड़िया

3 म , क , क , ट
┌───┐┌───┐┌───┐

मुकुट

4. क , स , म
┌───┐┌───┐┌───┐

कुसुम

ऊ की मात्रा (२) वाले शब्द

1. चूड़ा
2. सूरज
3. भालू
4. आलू
5. जूता
6. झूला
7. झूल
8. टीनू
9. मीनू
10. फूल

लिखित

1 चित्रों को देखकर उसके सही नाम पर (✓) निशान लगाओ -

जूता

चूहा

झूला

दूध

आलू

फूल

2 अ (a) या आ (ā) की मात्रा लगाकर शब्द पूरे करो -

जामन

कवी

चहिया

कचाल

कटिया

नाखने

3 अक्षरों को मिलाकर लिखो -

1) शीनर
[] [] []

शीन

2) खजर
[] [] []

खजर


3) मरत
[] [] []

मरत

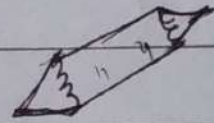
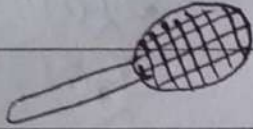
खरवजा

खरवजा

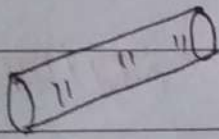
1. सोचो, समझो और मिलान करो



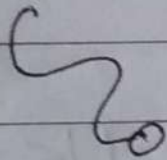
④



③



①



②

2. जो खेल घर के अंदर खेले जा सकते हैं, उन पर गोलों लगाओ -

Pic 1

Pic 2

Pic 3

Pic 4

Pic 5

Pic 6

अक्षरों को मिलाकर लिखो

Date _____
Page _____

1 घ र
↑ ↑

= घर

2 क प
↑ ↑

= कप

3 फ ल
↑ ↑

= फल

4 व त ख
↑ ↑ ↑

= वतख

5 म ट र
↑ ↑ ↑

= मटर

6 अ द र क
↑ ↑ ↑ ↑

= अदरक

7 अ ज ग र
↑ ↑ ↑ ↑

= अजगर

8 त ल ल त
↑ ↑ ↑ ↑

= ताला

9 ह ल व त
↑ ↑ ↑ ↑

= हलवा

10 व त द त म
↑ ↑ ↑ ↑ ↑

= बादाम

11 प ि न
↑ ↑ ↑

= पिन

12 स ि य त र
↑ ↑ ↑ ↑ ↑

= सियार

13 ट री क ट = टिकट

14 सी टी पी = सीटी

15 म क डी = मकड़ी

16 प पी त र = पपीता

17 इ म ली = इमली

18 प ु ल = पुल

19 ग ु डी या = गुड़िया

20 क ु स ु म = कुसुम

21 म ु क ु ट = मुकुट


22 शी न ू = शीनू

23 म ूर त = मूरत


24 ख र व ू ज र = खरवूजा

25 ख ज ूर = खजूर

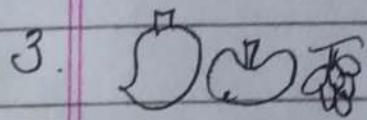
चित्र देखकर शब्द लिखें




आम




गमला



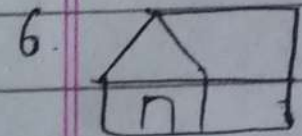
फल




कमल




कप




घर




कलश



अजगर

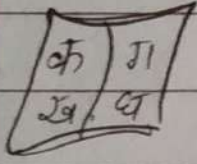


अदरक



कार

11




किताब

12




चिड़िया

13




लीची

14




हाथी

15




पुल

16




गुलाब

17



सूरज

18



चूहा

Ch-3

Importance of Obedience

PAGE:

DATE:

Pg. no. 21

Ex 1 Fill in the blanks:

- Sanjay is going to market.
- Robin wants Sanjay to play cricket.
- Sanjay wants to obey his mother.

Ex 2. Find 'True' or 'False':

- Robin is going to play cricket.
 True False
- Sanjay doesn't like playing cricket.
 True False.
- Sanjay wants to obey his mother.
 True False

Ch-3

Importance of Obedience

PAGE: _____

DATE: / /

Q/Ans

Q 1. Where is Sanjay going?

Ans To the market.

Q 2. How does Sanjay express his love for his mother?

Ans By obeying her.

Q 3. Who is going to the market?

Ans) Sanjay.

Q 4. Who is going to play cricket?

Ans Robin.

Q 5. To whom should we obey?

Ans Our Parents, Teachers and elders.

Q 6. Whose advice should not be neglected?

Ans Our parents and teachers.

Q 7. How do we express our love for our elders / Parents / Teachers?

Ans By obeying them.

Q 8. Robin is going to play which game?

Ans Cricket.

Q 9. Who were taking rest on ^a tree?

Ans The monkeys.

Q 10. Where were the monkeys taking rest?

Ans On a tree.

Q 11. What did the monkey catch?

Ans A firefly.

Q 12. What did the monkey wish?

Ans To have fire.

Q 13. Who gave advice to the monkeys?

Ans A sparrow.

Q 14. Write moral of the story "Accept Good Advice" OR moral of the Chapter "Importance of Obedience".

Ans Value the good advice.

Ch-4

The Value of Charity

PAGE :

DATE : / /

Pg. no 24

Ex 1. Fill in the blanks:

- Charity is a noble act
- Charity means helping others.
- Children can do little acts of Charity.
- Little acts of helping make us good.
- Charity is an expression of love and concern.

Ex 2. Find 'True' or 'False':

- We should not help others.
 True False
- We can help only our friends.
 True False
- Acts of kindness will make us good.
 True False
- Others will never help us
 True False

Ch-4

The Value of Charity

PAGE:

DATE: / /

Q/Ans

Q (1) What is charity? (OR)
What do you mean by charity?

Ans Charity means helping others.

Q (2) Which acts make us good?
(OR)

How can we be good children?

Ans Little acts of helping make us good.

Q (3) Which is a noble act?
Ans Charity.

Q (4) Who slipped and fell into the water?

Ans An ant.

Q (5) Who saw the ant drowning?
(OR)

Who plucked and dropped a leaf into the water?

(OR)

Who saved the ant's life?

Ans A dove.

Q(6) How did the dove save the ant's life?

Ans By dropping a leaf into the water.

Q(7) Who thanked the dove for saving her life?

Ans The ant.

Q(8) Who was trying to trap the dove in his net?

Ans A hunter.

Q(9) Who saw the hunter?

Ans The ant.

Q(10) How did the ant save the dove's life?

Ans By sitting on hunter's heel.

Q(11) Who became good friends?

Ans The ant and the dove.

Q 12. Write moral of the story "An Ant and a Dove" or moral of the chapter "The Value of Charity."

Ans Love spreads like fire.

Ch-3

Importance of Obedience

PAGE:

DATE:

Pg. no. 21

Ex 1 Fill in the blanks:

- Sanjay is going to market.
- Robin wants Sanjay to play cricket.
- Sanjay wants to obey his mother.

Ex 2. Find 'True' or 'False':

- Robin is going to play cricket.
 True False
- Sanjay doesn't like playing cricket.
 True False.
- Sanjay wants to obey his mother.
 True False

Ch-3

Importance of Obedience

PAGE: _____

DATE: / /

Q/Ans

Q 1. Where is Sanyay going?

Ans To the market.

Q 2. How does Sanyay express his love for his mother?

Ans By obeying her.

Q 3. Who is going to the market?

Ans Sanyay.

Q 4. Who is going to play cricket?

Ans Robin.

Q 5. To whom should we obey?

Ans Our Parents, Teachers and elders.

Q 6. Whose advice should not be neglected?

Ans Our parents and teachers.

Q 7. How do we express our love for our elders / Parents / Teachers?

Ans By obeying them.

Q 8. Robin is going to play which game?

Ans Cricket.

Q 9. Who were taking rest on ^a tree?

Ans The monkeys.

Q 10. Where were the monkeys taking rest?

Ans On a tree.

Q 11. What did the monkey catch?

Ans A firefly.

Q 12. What did the monkey wish?

Ans To have fire.

Q 13. Who gave advice to the monkeys?

Ans A sparrow.

Q 14. Write moral of the story "Accept Good Advice" OR moral of the Chapter "Importance of Obedience".

Ans Value the good advice.

Ch-4

The Value of Charity

PAGE :

DATE : / /

Pg. no 24

Ex 1. Fill in the blanks:

- Charity is a noble act
- Charity means helping others.
- Children can do little acts of Charity.
- Little acts of helping make us good.
- Charity is an expression of love and concern.

Ex 2. Find 'True' or 'False':

- We should not help others.
 True False
- We can help only our friends.
 True False
- Acts of kindness will make us good.
 True False
- Others will never help us
 True False

Ch-4

The Value of Charity

PAGE:

DATE: / /

Q/Ans

Q (1) What is charity? (OR)
What do you mean by charity?

Ans Charity means helping others.

Q (2) Which acts make us good?
(OR)

How can we be good children?

Ans Little acts of helping make us good.

Q (3) Which is a noble act?
Ans Charity.

Q (4) Who slipped and fell into the water?

Ans An ant.

Q (5) Who saw the ant drowning?
(OR)

Who plucked and dropped a leaf into the water?

(OR)

Who saved the ant's life?

Ans A dove.

Q(6) How did the dove save the ant's life?

Ans By dropping a leaf into the water.

Q(7) Who thanked the dove for saving her life?

Ans The ant.

Q(8) Who was trying to trap the dove in his net?

Ans A hunter.

Q(9) Who saw the hunter?

Ans The ant.

Q(10) How did the ant save the dove's life?

Ans By sitting on hunter's heel.

Q(11) Who became good friends?

Ans The ant and the dove.

Q 12. Write moral of the story "An Ant and a Dove" or moral of the chapter "The Value of Charity."

Ans Love spreads like fire.

Date _____
Page _____

CH-8 CONJUNCTIONS

Q. What is conjunction? Give examples

OR

Define conjunction with examples.

Ans. Joining words are called conjunctions.

E.g. - And, But, Or, If, when, unless

GRAMMAR Book PG. NO. 46

Ex 1 Pick out the conjunctions:

1. Dhondu and Pandu are here.
2. The bat and the ball are stolen.
3. You and I must go.
4. You came and I went away.
5. Is he your brother or your cousin?
6. I have a pencil but no rubber.
7. He has three sons and two daughters.
8. Two and two make four.
9. Is that story true or false?
10. I looked for my pen, but I did not find it.

Ex-3 Fill up the blanks with suitable conjunctions.

1. Keshav! has a bat and a ball.
2. He is old and weak.
3. He is old but active.
4. Shall we walk or run.
5. The room is big but dark.
6. You must work hard if you wish to get the prize.
7. Rama will not come because it rains.
8. Rama will come although it rains.
9. We drink water when we get thirsty.
10. The teacher is kind so the pupils like him.
11. He is active though he is so old.
12. You cannot catch the train unless you run fast.

PICTURE COMPOSITION

Date _____

Page _____

Write 5 lines on the given picture



1. This (It) is the picture of my school.
2. The name of my school is St. Jude's Convent School.
3. It is in Nakodar.
4. It is very big and beautiful.
5. It has fifty classrooms.
6. It has a playground.
7. It has a library.
8. It has a staff room.
9. I love my school very much.

PICTURE COMPOSITION

Date _____

Page _____

Write 5 lines on 'Apple'.



1. This (It) is the picture of an apple.
2. Apple is a healthy fruit.
3. It is red in colour.
4. It is round in shape.
5. It is very juicy.
6. It has many seeds.
7. I like to eat an apple daily.

PICTURE COMPOSITION

Date _____
Page _____

Write 5 lines on 'Best Friend'.



1. This (It) is the picture of two best friends.
2. I also have a best friend.
3. The name of my best friend is Raj.
4. He is seven years old.
5. He is my classmate.
6. He is very intelligent.
7. He is very hard working.
8. We play together.
9. We study together.
10. I like him very much.

CH-6 A Visit to Granny

X-F Circle the words that begin with a, e, i, o and u.

igloo

ant

rainbow

Pan

mango

woman

umbrella

elephant

octopus

X-G Use an with the words beginning with a, e, i, o and u. Use a with the other words.

1. an igloo4. an ant7. a rainbow2. a pan5. a mango8. a woman3. an umbrella6. an elephant9. an octopus

PGI. NO. 41

Ex-H Fill in the blanks with a or an.

1. The king rides an elephant.
2. Grandpa sits in a chair.
3. Granny has a duck and an owl.
4. The duck laid an egg.

CH-7 Festivals Are Fun

EX F. Write this or these

1. this blackboard4. these bags2. this teacher5. these children3. these beds6. This room

EX G. Write that or those

1. those kites4. that house2. that kitten5. those doors3. that rocket6. those dolls

EX H. Fill in the blanks with This or These

1. This is Hari's bag.

4. These toys are so colourful.

2. These are toys.

5. These cars run fast.

3. This drum makes a loud noise.

Q. What are interjections? Give examples.

OR

Define interjections with examples.

Ans. The words which express sudden feelings and emotions are called interjections.

E.g. (1) Ah (2) Oh (3) Wow
(4) Alas (5) Hurrah (6) Ouch

GRAMMAR BOOK

PG. NO. 51

Ex (Q1) Pick out the interjections in the following sentences.

1. Oh! Is the child dead?
2. Wow; what a pretty bird!
3. Alas! I can no longer hear this sad tale.
4. Shh! The baby is asleep.
5. Hurrah! We have a holiday tomorrow.
6. Oh! The child will be run over.
7. Ah! What a bad mistake I made!

- 8. Hullo ! what was that ?
- 9. Tut, tut ! This is all nonsense.
- 10. Oh dear ! The dogs are barking.
- 11. Ah ! Are you speaking the truth ?

Q 11 Fill in the blanks with suitable interjections from the box.

- 1. Shh ! Walk quietly.
- 2. Ouch ! I have burnt my hand on the kettle !
- 3. Hurray ! India has won.
- 4. Ugh ! How can you eat that horrible stuff !
- 5. Oh ! I have lost my keys.

CH- 11
Kinds of Sentences

Date _____
Page _____
PGI- No. 60

Ex-2 Turn the following sentences into negative sentences:

① These mangoes are sweet.

Ans:- These mangoes are not sweet.

② It was raining last night.

Ans:- It was not raining last night.

③ Rama is going to Varanasi.

Ans:- Rama is not going to Varanasi.

④ Abdul is working hard.

Ans:- Abdul is not working hard.

⑤ The dog was barking the whole night.

Ans:- The dog was not barking the whole night.

⑥ Gopal has eaten his dinner.

Ans:- Gopal has not eaten his dinner.

⑦ Hari has read the story of Aladdin.

Ans:- Hari has not read the story of Aladdin.

⑧ I can walk four miles in an hour.

Ans:- I cannot walk four miles in an hour.

⑨ You look tired.

Ans:- You do not look tired.

⑩ My uncle lives in Chennai.

Ans:- My uncle does not live in Chennai.

Ex-3 Turn the following sentences into negative sentences:-

1. This is your book.

Ans:- This is not your book.

2. They are cousins.

Ans:- They are not cousins.

3. He is a good player.

Ans:- He is not a good player.

4. I am a fast bowler.

Ans:- I am not a fast bowler.

5. You are a fine batsman.

Ans:- You are not a fine batsman.

6. We are cricketers.

Ans: We are not cricketers.

7. They are Europeans.

Ans: They are not Europeans.

8. These are my buttons.

Ans: These are not my buttons.

9. That is your book.

Ans: That is not your book.

10. There is a room here.

Ans: There is no room here.

STORY - THE FOX AND THE GRAPES (Oral)

1. Once there was a fox.
2. It was very hungry.
3. It saw a bunch of grapes on a tree.
4. It jumped again and again but could not catch it.
5. At last, it said grapes are sour and went away.

Moral:- grapes are sour.

ANSWER KEY

STD - I

SUB - HINDI
UNIT TEST - I

1. एवर
2. व्यसन
3. वर्णशाला
4. बी अक्षर दान्य शब्द
5. गीत, अक्षर, दान्य शब्द लिख.
6. अक्षर को ध्वनिक लिख.
7. दिक ध्वनिक पहचान अक्षर लिख.
8. Book Pg. No. 28, 29

एवर लिख.

अ आ इ ई

उ ऊ ऋ ॠ

ए ऐ ओ औ


अं अः

व्यंजन विषय



क ख ग घ ङ
 च छ ज झ ञ
 ट ठ ड ढ ढ ण
 त थ द ध ढ ण
 प फ ब भ म
 य र ल व श
 ष स ह ष ण
 ञ ञ ङ ङ

वर्णमाला




अ आ इ ई उ ऊ ऋ
 ए ऐ ओ औ अं अः
 क ख ग घ ङ
 च छ ज झ ञ
 ट ठ ड ढ ढ ण
 त थ द ध ढ ण
 प फ ब भ म
 य र ल व श
 ष स ह ष ण
 ञ ञ ङ ङ

वर्णमाला पूर्ण करें.

रिक्त स्थान भरें.



दी अक्षर वाले शब्द



अ आ इ ई उ ऊ ऋ
ए ऐ ओ औ अं अः
क ख ग घ ङ
च छ ज झ ञ
ट ठ ड ढ ण
त थ द ध न
प फ ब भ म
य र ल व श
न स ह ळ ष ण
श ङ ञ ण

1. घर
2. कप
3. फल
4. बस
5. जग
6. रव
7. नल
8. डल
9. दस
10. फल

वीन अक्षर वाले शब्द

1. शहर
2. कर्मल
3. कर्मल
4. नगर
5. शहर
6. श्वेत
7. शिवालय
8. शब्द
9. पक्ष
10. कर्मल


अक्षरों को मिलानकर लिखें

शब्द जोड़ें OR

1. श्वेत = श्वेत
2. पक्ष = पक्ष
3. कर्मल = कर्मल
4. कर्मल = कर्मल
5. नगर = नगर
6. शहर = शहर
7. शिवालय = शिवालय
8. कर्मल = कर्मल
9. कर्मल = कर्मल
10. कर्मल = कर्मल


ਪਿਆਰ ਦੇ ਖਗਰ ਪੜ੍ਹਨੀ ਅੱਖਰ ਲਿਖੋ

Date _____
Page _____

1  ਸ


2  ਖ

3  ਕ


4  ਗ

5  ਘ

6  ਜ

7  ਘ


8  ਠ


9  ਸ਼

10  ਘ


11  ਖ

12  ਗ

13  ਚ

14  ਚ

15  ਖ

16  ਗ

17  ਘ


18  ਖ

19  ਚ

20  ਘ

21  ਚ

22  ਚ

23  ਖ

24  ਘ

25  ਚ

Date _____
Page _____

Book Pg. No 29.



1. चित्रों के सही नाम पर (✓) लिखान
मगगाआ

बस
घर

कनक
कमल

2. अक्षरों को भिन्नकर लिखो

सव
↔

भ ट र
↔ ↔

अ क र क
↔ ↔ ↔

सब भट्ट अक्षरक

शब्द पहचानी पूरी करो.

अ प अ
अ क इ इ न ट य ट
इ

TERM - I

ANSWER KEY

SUBJECT - HINDI

चार अक्षर वाले शब्द

पाठ - 6 (भा, ड, डी, क, क) की भाषा

दाले शब्द

पाठ - ११, १२ की भाषा वाले शब्द
(पूर्व अभ्यास सहित)

पाठ - 10 का शब्द एक (पूर्व अभ्यास)

क्यों के नाम

चार अक्षर वाले शब्द

1 अक्षर

2 अक्षरक

3 उपवन

4 नदशर

5 शदपद

6 अचकन


7 अरदन

8 अक्षर

9 शलभल

10 पनधर

आ (T) की भाषा वाले शब्द



1. कार
2. राजा
3. गाय
4. कान
5. नाक
6. भाषा
7. ताजा
8. काला
9. हाथ
10. भाषा

Book Pg No 31.



1 विशेष के नाम पर (गोला) बनार

कान	हाथ
(गोला)	भाषा
नाक	(गोला)

2. 'आ' की भाषा (T) बनाकर शब्द पूरे करो

हाता कार बनार

भाषा भकान चलना

3 अक्षरों को मिलाकर लिखो -

नाता	हलवा	बादा
□□□	□□□	□□□□
ताला	हलवा	बादा

'आ' की भाषा वाले चार शब्द लिखो जो इस पाठ में न हों -

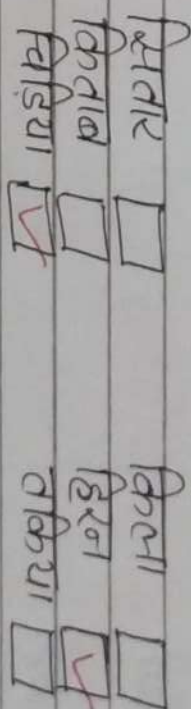
हाता भाषा जाना चाना

इ (I) की भाषा वाले शब्द

1. हिरन
2. कितल
3. सिड़िया
4. किरन
5. गिनास
6. किराभिरा
7. किरा
8. भिरा
9. किर
10. शिरार

Book Page No- 33

1 चित्रों को देखकर उनके सही नाम पर निशान लगाओ -



2. किर गार चित्रों को उनके नाम से लिखो -




कितल ⊕

किरा ⊕



कितल ⊕	किरा ⊕
किरा ⊕	शिरार ⊕
शिरार ⊕	सिड़िया ⊕

4)



3. अक्षरों को भिन्नकर चित्रों -

पि	न	स	पि	ग	र	र	कि	र
पि	न	सि	पि	ग	र	र	कि	र
पि	न	सि	पि	ग	र	र	कि	र

इ नी भाषा (I) वाले शब्द









- 1 गीची
- 2 हाथी
- 3 बकरी
- 4 खीदी
- 5 गीवा
- 6 भाभी
- 7 चीवा
- 8 चाची
- 9 पनी
- 10 पडी

Book Pg No 35, 36

लिखन



1

	विकली (A)	
	बकरी (B)	
	हाथी (C)	
	पुलीवा (D)	

2. निम्न पहचान कर नाम पूरे करो-

गडकी पनी

पडी दीपक

3. उमद पलद कर नर शब्द बनाओ

नीना - नानी राखी - खीरा

मीरा - रानी रखी - खीर

4. अक्षरों को गिनकर लिखो -

1 सीरी 2. शकड़ी
[] []
सीरी शकड़ी

3. पपीता 4. इमली
[] []
पपीता इमली

ये भी करें

[] असकी

[] इमली

[] हाथी

[] सीरी

[] बकरी

[] नीची

3 की मात्रा वाले शब्द

1 पुन

2 पुमान

3 ककुआ

4 पुन

5 पुन

6 पुन

7 पुन

8 पुन

9 पुन

10 पुन

निम्नित

1 सही उत्तर गेन्जिशाग बनाओ

(क) जुराब किसने कुतरी ?

सुभन चुहिया

(ख) नानी क्या आई ?

जुराब गुलाब

2 छिट गार विभो के नामा छोटकर लिखो-

गुलाब कुरता

जुराब धनुष

3 एक जैसे शब्दो पर गोला बनाओ-

चुहिया चुहीया चुहिया चुहिया

चुलबुल चुलबुल चुलबुल चुलबुल

सुराही सुराही सुराही सुराही

4 शब्दो को मिलाकर लिखो

1 ख गु श 2 ग गु पि या

शुश गुहिया

3 म उ क उ ट 4 क उ स उ म

मुकुट कुसुम

3 की भाषा (6) वाले शब्द

1. चूड़ा
2. सुरेज
3. भाव
4. आन
5. जता
6. शूला
7. शूल
8. दीन
9. गीन
10. फूल

1 निम्नलिखित शब्दों को देखकर उसके सही नाम पर (✓) निशान लगाओ :-

जता	<input checked="" type="checkbox"/>	चूड़ा	<input type="checkbox"/>	शूला	<input type="checkbox"/>
दूध	<input type="checkbox"/>	आन	<input checked="" type="checkbox"/>	फूल	<input checked="" type="checkbox"/>

2 शब्दों या अक्षरों की भाषा लगाकर शब्द पूरे करो -

जामन	बड़ी	चुड़िया
कचाल	कलिया	नाशन

3 अक्षरों को मिलाकर शब्द लिखो -


1) शीनर	2) खजूर																														
<table border="1" style="display: inline-table; border-collapse: collapse;"> <tr><td> </td><td> </td><td> </td><td> </td><td> </td></tr> <tr><td> </td><td> </td><td> </td><td> </td><td> </td></tr> <tr><td> </td><td> </td><td> </td><td> </td><td> </td></tr> </table>																<table border="1" style="display: inline-table; border-collapse: collapse;"> <tr><td> </td><td> </td><td> </td><td> </td><td> </td></tr> <tr><td> </td><td> </td><td> </td><td> </td><td> </td></tr> <tr><td> </td><td> </td><td> </td><td> </td><td> </td></tr> </table>															
शीन	खजूर																														

3) मूरत	खरबूजा																														
<table border="1" style="display: inline-table; border-collapse: collapse;"> <tr><td> </td><td> </td><td> </td><td> </td><td> </td></tr> <tr><td> </td><td> </td><td> </td><td> </td><td> </td></tr> <tr><td> </td><td> </td><td> </td><td> </td><td> </td></tr> </table>																<table border="1" style="display: inline-table; border-collapse: collapse;"> <tr><td> </td><td> </td><td> </td><td> </td><td> </td></tr> <tr><td> </td><td> </td><td> </td><td> </td><td> </td></tr> <tr><td> </td><td> </td><td> </td><td> </td><td> </td></tr> </table>															
मूरत	खरबूजा																														

1. चित्रों, समझी और लिखना करो




4



3



1



2

2 जो खोल कर के अंदर खोलने जा सकते हैं, उन पर गीला लगाया जा

Pic 1

Pic 2

Pic 3

Pic 4

Pic 5

Pic 6

अक्षरों को पहचानकर लिखें

1 य र = यर

2 क प = कप

3 क्ख = क्ख

4 व न ख = वनख

5 म ड र = मडर

6 अ ड र क = अडरक

7 अ अ ग र = अअगर

8 न त अ त = नतात

9 ड अ व त = डअवत

10 व त ड त म = वतडतम

11 प र अ = पारअ

12 अ र अ त र = अरअतर

13 र फ क र = दिकर

14 स र र र = शीश

15 म क ड र = मकड़ी

16 प प र न र = पपीता

17 ड म न र = शनी

18 प , न = पुन

19 म , ड र प र = गड़िया

20 क , स , म = कुसुम

21 म , उ क , र = मुकुर


22 श र म = शीश


23 म ~ र न = मरन

24 श र क ~ म र = शरकरा

25 श र म ~ र = शरकर

विष देकर शक विष


1  शीश


2  गीम

3  कन

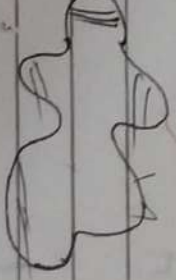
4  कक

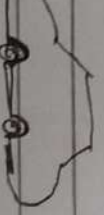
5  कप

6  कुर

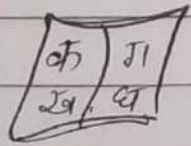
7  कन

8  श-कन

9  श-क

10  कन

11




किताब

12




चिड़िया

13



लीची

14




हाथी

15




पुल

16




गुलाब

17



सूरज

18



बूँडा

ANSWER KEY

SUBJECT : E.V.S.

TERM : I

THEME - 4 (Ch-6 water)

THEME - 5 (Ch-7 My Home)

THEME - 6 [Ch-8 (clothes we wear)]

THEME - 7 (Ch-9 Air around us)

THEME - 8 (Ch-10 Keeping clean)
(Ch-11 Our Safety)

CH-6. WATER

Pg. 51, 52

Ex A Circle the activities in which you need water.

swimming painting sleeping
reading cooking bathing
brushing dancing washing
skipping

Ex B Tick (✓) the correct sentence and cross (x) the wrong sentence.

1. We can store water in a bucket. ✓
2. Plants need water to live and grow. ✓
3. Water has a smell. ✗
4. We can live without water. ✗
5. Animals need water to drink. ✓
6. Water is colourless. ✓
7. Animals need water for cooking. ✗
8. We should waste water. ✗

9. Plants do not need water. [X]
10. We should not turn off the tap while brushing. [X]

Exc Answer in one or two sentences.

Q1. Write one thing in which you use water at home.

Ans. 1) Cooking 2) Bathing 3) Drinking

Q2. Write one way in which you can save water.

Ans. Do not wash the car with a pipe.

Q3. Name two underground sources of water.

Ans. 1) Wells 2) Tube wells 3) Hand pumps.

Q4. Why do we need water?

Ans. To live.

Ch-7 (MY HOME)

Pg. 57

ExA Fill in the blanks. Choose the right word from the box.

1. We feel safe at home.
2. We receive our guests in the living room.
3. We study in the study room.
4. We should keep our house neat and clean.

ExB Name the rooms in the pictures.

1. Kitchen
2. Bedroom
3. Bathroom
4. Livingroom

ExC Match the things to their room.

- | | |
|--------------|----------------|
| 1. Bed | Bedroom (1,6) |
| 2. Bucket | 1 |
| 3. Sofa | Kitchen (4,7) |
| 4. Gas stove | |
| 5. Shower | Bathroom (2,5) |
| 6. Almirah | |
| 7. Utensils | Livingroom (3) |

Ex D Answer in one or two sentences

Q1 why do we need a house?

Ans To live in.

Q2 How do you keep your house clean?

Ans By throwing waste in bin.

Q3 why should we open windows of our house?

Ans To let fresh air in.

Ch-8 Clothes We Wear

Pg 59

Fl o c k	S k i r t	S o c k s
J a c k e t	T r o u s e r s	C a p.
G l o v e s	S h i r t	

Pg 63

Ex B Match the following

①	②	③
Rainy season	Summer season	Winter season

Woollen clothes	Rain coat	Cotton clothes
③	①	②

* Note In exams picture will not come you have to write their names and do the matching.

Exc Tick (✓) The correct option.

1. We wear woollen clothes in winter.

a) cotton b) woollen

2. Cotton clothes keep our body cool.

a) cool b) warm

3. We wear cotton clothes in summers.

a) rain coat b) cotton clothes

4. We wear uniform to school.

a) uniform b) casuals

5. Neat and clean clothes make us look smart.

a) shabby b) smart

Pg 64.

ExD Answer in one sentence (to be done in the notebook.)

Q1 Why do we need clothes?

Ans To cover our body.

Q2 Why do we wear a raincoat in the rainy season?

Ans To keep us dry.

Q3 Write the names of two woollen clothes.

Ans 1) cap 2) coat 3) gloves.

Q4 When do we wear fancy and colourful clothes?

Ans On special occasions.

Ch-9 Air Around us

Pg No 68

Ex A Fill in the blanks.

- 1 We all need air to live.
- 2 Air helps in flying kites.
- 3 We cannot see air.
- 4 Air is used to fill up football.

Ex B Tick (✓) the correct sentences and (X) cross the wrong sentences.

- 1 Cars and buses give out fresh air.
- 2 Air helps in drying clothes.
- 3 We can smell air.
- 4 Air is everywhere.
- 5 We should keep windows of our house open.

Pg 68.

Exc Read the clues and rearrange the letters to find the correct word.

- 1 Slow and gentle moving air is called
REEZEB BREEZE
- 2 Burning crackers give out
MOSKE SMOKE
- 3 They make air clean and fresh.
LANPTS PLANTS
- 4 This vehicle does not give out smoke
CLECYBL BICYCLE

Ex D Answer in one or two words

- Q1 What makes air dirty?
Ans. Smoke
- Q2 What is fast moving air is called?
Ans. Wind
- Q3 Can we taste air?
Ans. No

Ex E Answer in one or two sentences

Q 1 Write two things in which you use air?

Ans (1) It helps in flying kites.
(2) It helps in sailing boats.

Q 2 Name one means of transport which makes air dirty?

Ans 1) Cars 2) Buses.

Q 3 Write one thing you can do to keep the air clean?

Ans We should plant more and more trees.

Ex A Match the objects with the appropriate body parts they are used for?

A	B
1. Goggles	Teeth (4)
2. Nail cutter	Hair (5)
3. Hand wash	Eyes (1)
4. Brush and paste	Nails (2)
5. Oil and Comb	Hands (3)

Ex B Draw ☺ for good habits and ☹ for bad habits.

- Tina brushes his teeth Twice a day. ☺
- Ali's mother cleans his ears with ear buds. ☺
- Jack wears dirty clothes after bath. ☹
- Nancy bites her nails. ☹

Exc Tick (✓) the correct option.

1. We should eat:

- a) fruits b) chips c) burger

2. We should take bath:

- a) everyday b) weekly c) yearly

3. We should cover our nose whenever

- a) sleep b) eat c) sneeze

4. We should wash our hands:

- a) after meals b) before meals
c) before and after meals

Ex D Answer in one sentence.

Q1 Why should we take bath daily?

Ans To keep our body clean.

Q2 Write any one good habit that you follow daily.

Ans I take a bath daily.

Q3 Why should we play outdoor games?

Ans To keep us fit.

Ch-11 Our safety. Pg 82

Ex A Tick (✓) the correct option.

1. Always play:

- a) in the playground
b) on the road

2. We should not play with:

- a) toys b) scissors

3. We should always cross the road using the:

- a) zebra crossing b) footpath

Ex B Tick (✓) the pictures in which children are following the safety rules. Cross (x) the pictures in which children are not following the safety rules.

i)

ii)

iii)

Ex C Read the clues given below and complete the words

1. Black and white lines on the road
Z e b r a c r o s s i n g

2. Sharp thing in the kitchen.
K n i f e

3. It helps us to light fire.
m a t c h b o x

Pg No 83

Ex D Give answer in one or two words.

1. Where should we walk on the road?

Ans Footpath

2. Where should we play with our friends?

Ans In the play ground.

Ex-E Answer in one or two sentences.

Q1 Why should not we play with electric wires?

Ans Because it is unsafe.

Q2 Write one safety rule you follow while playing?

Ans I always play in the park.

Comprehension

Ex A Complete these sentences

1. granny loves fruits.
2. Joya goes to the fruit shop with mummy.
3. The shop has many fruits.
4. The shopkeeper puts the fruits in a basket.

Ex-B write one-word answers.

1. Who wants to buy fruits for granny? Mummy
2. What color are the chikoos? Brown
3. What color are the melons? Green
4. What does Mummy give to the shopkeeper? Money

Play with words

Date	/	/
Page No.		

Ex - C Rearrange the letters to name these fruits.

- | | | | |
|-----------|---------------|-----------|---------------|
| 1. RAGEPS | <u>GRAPES</u> | 4. GAORNE | <u>ORANGE</u> |
| 2. NAANAB | <u>BANANA</u> | 5. LOMEN | <u>MELON</u> |
| 3. LPPAE | <u>APPLE</u> | 6. GOMAN | <u>MANGO</u> |

Ex - D Fill in the blanks use words from the melon.

- as red as a cherry
- as green as grass
- as white as snow
- as blue as the sky
- as black as coal

Spelling

Ex - E Fill in double letters to complete the words

tt ss pp mm ll rr

- | | | |
|------------------------------|------------------------------|-----------------------------|
| 1. a <u>p</u> <u>p</u> le | 3. summer | 5. ki <u>t</u> <u>t</u> en |
| 2. g r a <u>s</u> <u>s</u> . | 4. sh a <u>r</u> <u>r</u> ow | 6. ba <u>l</u> <u>l</u> oor |

A Happy Child

Date	/	/
Page No.		

Ex A Tick (✓) the correct words.

1. The child has

- (a) a little red car (b) a little red house

2. The child _____ the long, long day

- (a) laughs and plays (b) laughs and cries

3. 'To shade me from the sun' means

- (a) To protect me from the sun
(b) to make a shadow

4. The child sits under the tree after

- (a) the sun has set. (b) the work is over

Ex C Write two rhyming words for each of these words.

- | | | | | | |
|--------|------------|------------|--------|------------|------------|
| 1. RED | <u>bed</u> | <u>fed</u> | 4. CAT | <u>rat</u> | <u>hat</u> |
| 2. DAY | <u>may</u> | <u>pay</u> | 5. SIT | <u>hit</u> | <u>bit</u> |
| 3. SUN | <u>gun</u> | <u>bun</u> | 6. POT | <u>not</u> | <u>hot</u> |

WORK BOOK

CH-6

Date	/	/
Page No.		

A Visit to Granny

Pg. NO. 22

Ex A Write the names of these fruits and vegetables.

1. Guava

4. Brinjal

7. Watermelon

2. Tomatoes

5. Papaya

8. Cauliflower

3. Pineapple

6. Carrots

9. Grapes

Ex B Colour the correct box

1.	A mango is	white	pink	<u>yellow</u>
2.	A Chikoo is	orange	<u>brown</u>	violet
3.	Cherries are	<u>red</u>	blue	green
4.	An Orange is	yellow	white	<u>orange</u>
5.	Grapes are	blue	<u>green</u>	white

Date	/	/
Page No.		

Spelling

Exc Fill in the blanks then complete the crossword. All the words have the double letters (oo) in them.

ACROSS

2. Jaya has blue curtains in her room.
4. There are five spoons on the table.
6. Sheep give us wool.

DOWN

1. Look at the beautiful moon.
3. There is a cock on the roof.
5. I go to school by bus.

A Happy Child




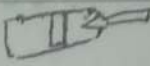

Date / /

Page No.

Ex A Look at the picture of Neha and answer these questions. Use Yes, she is or No, she is not.

1. Is Neha happy?
Yes, she is.
2. Is Neha wearing a hat?
No, she is not.
3. Is Neha in the house?
No, she is not.
4. Is Neha looking at the bird?
Yes, she is.
5. Is Neha playing with a friend?
No, she is not.
6. Is Neha sitting on a bench?
Yes, she is.

Ex B With what things do you play these games? Match the names of the games with the objects.

1. badminton	 (Dice) (5)
2. cricket	 (hockey stick) (4)
3. football	 (shuttle) (1)
4. hockey	 (Bat) (2)
5. ludo	 (Football) (3)

Exc Look at the pictures and fill in the blanks. All the words have letter U in them

1. There is a bug in the jug.
2. We go to school by bus.
3. There are two ducks in the pond.
4. The pup is in the tub.
5. Please give me a cup of tea.

Festivals are Fun

Comprehension

Pg. No. 44

Ex A Answer these questions.

Q1. When is Christmas celebrated?

Ans On 25 December.

Q2. What is Navroze?

Ans The Parsi New Year.

Q3. When is Gurupurab celebrated?

Ans On Guru Nanak's birthday.

Q4. On which festival do we play with coloured water?

Ans On Holi.

Ex B Who said these words? Write their names on the blanks.

1. "I will go home and help Mummy bake a cake." Dora

2. On Navroze, we make a

- special sweet called rasam." Ava
3. "I love Eid." Aliya
4. "It is the festival of lights" Veer

Play with words

Pg. No. 45

Ex c Fill in letters to name these festivals.

1. The birthday of Jesus Christ
C H R I S T M A S
2. The birthday of Guru Nanak
G U R U P U R A B
3. The festival of lights
D I W A L I
4. The festival of colours
H O L I
5. The festival after Ramzan
E I D
6. The Parsi New Year
N A V R O Z E

Ex D Match the words in the two columns.

- | | | | |
|---|-------|---------------|-----|
| 1 | sing | a.) a boat | (4) |
| 2 | drink | b.) a cake | (5) |
| 3 | knit | c.) bubbles | (6) |
| 4 | row | d.) a song | (1) |
| 5 | bake | e.) water | (2) |
| 6 | blow | f.) a sweater | (3) |

Spelling

Ex E Circle the correct spelling.

- | | | | |
|----|-----------|---|----------|
| 1. | Christmas | / | Crismas |
| 2. | festivel | / | festival |
| 3. | friland | / | friend |
| 4. | decorate | / | decoraet |
| 5. | special | / | speciale |
| 6. | candel | / | Candle |

POEM

I can

Date	/	/
Page No.		

PG. No. 48

Ex A Which of these actions can you do? Circle the words.

read eat sing talk laugh

swim bake run drive

Ex C Who can do what? Colour the boxes.

	Name	ACTION WORDS			
1.	Baby	cry	crawl	fly	laugh
2.	Bird	fly	hop	read	sing
3.	Dog	write	bark	run	sleep
4.	Duck	swim	talk	quack	mew
5.	Monkey	climb	read	sing	jump

CH-7

Festivals are Fun!

Date	/	/
Page No.		

Ex A Write the names of these festivals. Choose words from the box

1. Diwali
2. Eid
3. Gurupurab
4. Christmas

Ex B Look at the pictures. What are they doing? Use words from the box to complete the sentences.

1. Raju is watering the plants.
2. Jaya is playing cricket.
3. Hari is riding a bicycle.
4. Pooja is reading a book.

Ex c write another word that

1. begins with ch chop chip
2. begins with gr group green
3. begins with fl flag flat
4. ends with ng song long
5. ends with nd friend send

Ex B Write Yes, I can or No, I cannot.

1. Can you clap?

Ans:- Yes, I can.

2. Can you catch a ball?

Ans:- Yes, I can.

3. Can you comb your hair?

Ans:- No, I cannot.

4. Can you jump?

Ans:- Yes, I can.

5. Can you ride a horse?

Ans:- No, I cannot.

6. Can you paint?

Ans:- No, I cannot.

Dictation Words

Date / /

Page No.

- | | | | |
|-----|------------|------|-----------|
| 1. | Basket | 16.) | Gurupurab |
| 2. | Money | 17.) | Joining |
| 3. | Summer | 18.) | Because |
| 4. | December | 19.) | Express |
| 5. | Parsi | 20.) | Sudden |
| 6. | Guru Nanak | 21.) | Feelings |
| 7. | Birthday | 22.) | Emotions |
| 8. | Holi | 23.) | Unless |
| 9. | Eid | 24.) | Guava |
| 10. | Friend | 25.) | Cherry |
| 11. | Special | | |
| 12. | Christmas | | |
| 13. | Festival | | |
| 14. | Sparrow | | |
| 15. | Navroze | | |

Tables - 2, 3, 4, 5

$2 \times 0 = 0$

$2 \times 1 = 2$

$2 \times 2 = 4$

$2 \times 3 = 6$

$2 \times 4 = 8$

$2 \times 5 = 10$

$2 \times 6 = 12$

$2 \times 7 = 14$

$2 \times 8 = 16$

$2 \times 9 = 18$

$2 \times 10 = 20$

$3 \times 0 = 0$

$3 \times 1 = 3$

$3 \times 2 = 6$

$3 \times 3 = 9$

$3 \times 4 = 12$

$3 \times 5 = 15$

$3 \times 6 = 18$

$3 \times 7 = 21$

$3 \times 8 = 24$

$3 \times 9 = 27$

$3 \times 10 = 30$

$4 \times 0 = 0$

$4 \times 1 = 4$

$4 \times 2 = 8$

$4 \times 3 = 12$

$4 \times 4 = 16$

$4 \times 5 = 20$

$4 \times 6 = 24$

$4 \times 7 = 28$

$4 \times 8 = 32$

$4 \times 9 = 36$

$4 \times 10 = 40$

$5 \times 0 = 0$

$5 \times 1 = 5$

$5 \times 2 = 10$

$5 \times 3 = 15$

$5 \times 4 = 20$

$5 \times 5 = 25$

$5 \times 6 = 30$

$5 \times 7 = 35$

$5 \times 8 = 40$

$5 \times 9 = 45$

$5 \times 10 = 50$

Dodging Tables 2 to 5

Date _____

Page _____

$$2 \times 0 = 0$$

$$3 \times 6 = 18$$

$$4 \times 4 = 16$$

$$5 \times 7 = 35$$

$$2 \times 8 = 16$$

$$3 \times 9 = 27$$

$$4 \times 10 = 40$$

$$5 \times 1 = 5$$

$$2 \times 3 = 6$$

$$3 \times 8 = 24$$

$$4 \times 5 = 20$$

$$5 \times 6 = 30$$


$$2 \times 9 = 18$$

$$3 \times 10 = 30$$

$$5 \times 5 = 25$$

Chapter - 2

Two Digit Numbers



Ex - 2.1

PG. NO. 10

1. Observe and fill in the blanks:-

1. In 93 the digit 3 is in Ones place.
2. In 86 the digit 8 is in Tens place.
3. In 75 the digit 7 is in Tens place.
4. In 25 the digit 5 is in Ones place.
5. In 80, the digit 0 is in Ones place.
6. In 13 the digit 1 is in Tens place.

Ex - 2.1

PG. NO- 10

Date _____


Page _____

2. Form two digit numbers:-

- 1) The digit 3 is in ones place and the digit 4 is in tens place 43
- 2) The digit 6 is in tens place and the digit 0 is in ones place 60
- 3) The digit 9 is in ones place and the digit 2 is in tens place 29
- 4) The digit 7 is in tens place and the digit 4 is in ones place 74
- 5) The digit 8 is in tens place and the digit 0 is in ones place 80
- 6) The digit 9 is in tens place and the digit 8 is in ones place 98

Ex - 2.2

Pg. No. 12



1. Write the place value of the each encircled digit :

Number

Place Value

6(5)

5 ones or 5

(7)8

7 tens or 70

8(9)

9 ones or 9

6(0)

0 ones or 0

(5)3

5 tens or 50

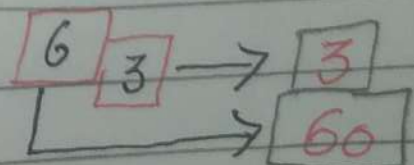
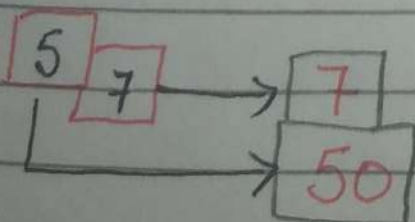
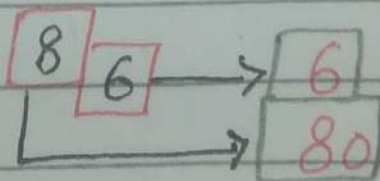
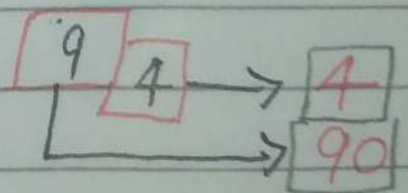
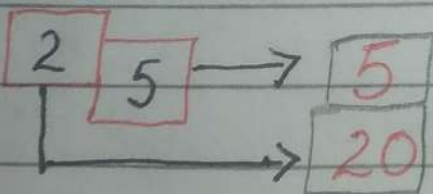
9(4)

4 ones or 4

(8)5


8 tens or 80

2. Write the place value of the each digit :



Ex - 2.3

PG. No. 13



1. Fill in the place holders

$$28 = \boxed{2} \text{ tens} + \boxed{8} \text{ Ones}$$

$$36 = \boxed{3} \text{ tens} + \boxed{6} \text{ Ones}$$

$$40 = \boxed{4} \text{ tens} + \boxed{0} \text{ Ones}$$

$$86 = \boxed{8} \text{ tens} + \boxed{6} \text{ Ones}$$

$$93 = \boxed{9} \text{ tens} + \boxed{3} \text{ Ones}$$

$$82 = \boxed{8} \text{ tens} + \boxed{2} \text{ ones}$$

$$74 = \boxed{7} \text{ tens} + \boxed{4} \text{ Ones}$$

$$88 = \boxed{8} \text{ tens} + \boxed{8} \text{ Ones}$$


$$90 = \boxed{9} \text{ tens} + \boxed{0} \text{ Ones}$$

$$64 = \boxed{6} \text{ tens} + \boxed{4} \text{ Ones}$$

$$76 = \boxed{7} \text{ tens} + \boxed{6} \text{ Ones}$$

$$87 = \boxed{8} \text{ tens} + \boxed{7} \text{ ones}$$

Ex - 2.3
Pg. No. 14



2. Fill in the boxes:

$$1 \text{ ten} + 6 \text{ ones} = \boxed{16}$$

$$4 \text{ tens} + 3 \text{ ones} = \boxed{43}$$

$$2 \text{ tens} + 9 \text{ ones} = \boxed{29}$$

$$8 \text{ tens} + 2 \text{ ones} = \boxed{82}$$

$$3 \text{ tens} + 0 \text{ one} = \boxed{30}$$

$$7 \text{ tens} + 0 \text{ one} = \boxed{70}$$

$$4 \text{ tens} + 6 \text{ ones} = \boxed{46}$$

$$9 \text{ tens} + 9 \text{ ones} = \boxed{99}$$

$$5 \text{ tens} + 5 \text{ ones} = \boxed{55}$$

$$8 \text{ tens} + 4 \text{ ones} = \boxed{84}$$

$$3 \text{ tens} + 9 \text{ ones} = \boxed{39}$$

$$3 \text{ tens} + 2 \text{ ones} = \boxed{32}$$

$$8 \text{ tens} + 7 \text{ ones} = \boxed{87}$$

$$1 \text{ ten} + 5 \text{ ones} = \boxed{15}$$

$$6 \text{ tens} + 6 \text{ ones} = \boxed{66}$$

$$3 \text{ tens} + 6 \text{ ones} = \boxed{36}$$

3 Write the numbers in the boxes:

$10 + 9 = \boxed{19}$

$90 + 9 = \boxed{99}$

$20 + 7 = \boxed{27}$

$80 + 8 = \boxed{88}$

$30 + 6 = \boxed{36}$

$70 + 7 = \boxed{77}$

$40 + 8 = \boxed{48}$

$60 + 6 = \boxed{66}$

$50 + 7 = \boxed{57}$

$50 + 5 = \boxed{55}$

$60 + 3 = \boxed{63}$

$40 + 4 = \boxed{44}$

$80 + 4 = \boxed{84}$

$30 + 3 = \boxed{33}$

$90 + 8 = \boxed{98}$

$20 + 2 = \boxed{22}$

4. Fill in the blank boxes:

$$2 \text{ tens} + 8 \text{ ones} \rightarrow 20 + 8 \rightarrow 28$$

$$9 \text{ tens} + 5 \text{ ones} \rightarrow 90 + 5 \rightarrow 95$$

$$1 \text{ ten} + 9 \text{ ones} \rightarrow 10 + 9 \rightarrow 19$$

$$8 \text{ tens} + 4 \text{ ones} \rightarrow 80 + 4 \rightarrow 84$$

$$8 \text{ tens} + 8 \text{ ones} \rightarrow 80 + 8 \rightarrow 88$$

$$7 \text{ tens} + 8 \text{ ones} \rightarrow 70 + 8 \rightarrow 78$$

$$9 \text{ tens} + 0 \text{ one} \rightarrow 90 + 0 \rightarrow 90$$

$$2 \text{ tens} + 7 \text{ ones} \rightarrow 20 + 7 \rightarrow 27$$

$$3 \text{ tens} + 8 \text{ ones} \rightarrow 30 + 8 \rightarrow 38$$

Ex-2.4 (PGI-NO.17)

Fill in the correct symbol

<, >, =

Date _____

Page _____

41 <input type="text" value=">"/> 37	35 <input type="text" value="="/> 35	62 <input type="text" value="<"/> 65
39 <input type="text" value=">"/> 38	47 <input type="text" value=">"/> 42	75 <input type="text" value=">"/> 71
19 <input type="text" value="<"/> 28	73 <input type="text" value=">"/> 37	80 <input type="text" value=">"/> 70
36 <input type="text" value=">"/> 34	19 <input type="text" value="="/> 19	30 <input type="text" value="<"/> 35
51 <input type="text" value=">"/> 48	35 <input type="text" value=">"/> 34	62 <input type="text" value="="/> 62
31 <input type="text" value="<"/> 42	65 <input type="text" value=">"/> 56	30 <input type="text" value=">"/> 18
46 <input type="text" value="<"/> 84	57 <input type="text" value=">"/> 51	100 <input type="text" value=">"/> 98
39 <input type="text" value="<"/> 67	90 <input type="text" value=">"/> 60	41 <input type="text" value=">"/> 14
43 <input type="text" value=">"/> 42	48 <input type="text" value="="/> 48	99 <input type="text" value="="/> 99
88 <input type="text" value=">"/> 75	20 <input type="text" value=">"/> 17	34 <input type="text" value="<"/> 64
69 <input type="text" value=">"/> 63	48 <input type="text" value=">"/> 24	75 <input type="text" value="<"/> 81

Ex - 2.5

PG. NO. 18

Date _____
Page _____

1. Arrange the numbers in increasing order as shown

(1) 41 35 84 69

- 35 41 69 84

(2) 79 64 81 13

- 13 64 79 81

(3) 21 18 68 75

- 18 21 68 75

(4) 46 38 99 70

- 38 46 70 99

(5) 26 58 19 88

- 19 26 58 88

(6) 51 72 34 36

- 34 36 51 72

2. Arrange the numbers in decreasing order as shown.

(1) $\boxed{88}$ $\boxed{69}$ $\boxed{36}$ $\boxed{21}$

- 21 69 36 88

(2) $\boxed{88}$ $\boxed{64}$ $\boxed{49}$ $\boxed{19}$

19 49 88 64

(3) $\boxed{64}$ $\boxed{56}$ $\boxed{41}$ $\boxed{39}$

41 64 39 56

(4) $\boxed{84}$ $\boxed{74}$ $\boxed{66}$ $\boxed{39}$

39 66 74 84

(5) $\boxed{84}$ $\boxed{68}$ $\boxed{37}$ $\boxed{29}$

29 68 84 37

(6) $\boxed{99}$ $\boxed{83}$ $\boxed{61}$ $\boxed{16}$

61 83 99 16

3. Write the greatest number in the circle :-

1. 36 84 28 64

84

2. 34 56 13 72

72

3. 44 23 82 89

89

4. 39 48 64 37

64

5. 48 64 82 81

82

6. 81 44 47 48

81

7. 34 46 78 99

99

8. 24 81 50 94

94

4. Write the smallest number in the circle:

1. 41 46 40 88 32

32

2. 60 78 79 12 14

12

3. 51 40 28 54 65

28

4. 55 89 45 33 22

22

5. 45 78 23 34 56

23

6. 96 94 87 93 90

87

7. 61 19 81 21 42

19

8. 49 84 39 80 85

39

Ex - 2.6

PG. NO. 21


Date _____
Page _____

Form the greatest and the smallest numbers with the following digits.

Digits	Greatest Number	Smallest Number
3, 4	43	34
5, 9	95	59
3, 8	83	38
4, 2	42	24
6, 5	65	56
9, 7	97	79
8, 2	82	28
3, 9	93	39
7, 8	87	78
2, 6	62	26
3, 5	53	35


Ch-2

Fill ups:



- 1) 0, 1, 2, 3, 4, 5, 6, 7, 8, 9 are ten symbols or digits.
- 2) The largest (greatest) two digit number is 99.
- 3) The position of a digit in a numeral is known as its place.
4. In a numeral, the first place from the right side is called the ones place.
5. In a numeral, the second place is called the tens place.
6. The smallest two digit number is 10.

Worksheet related to chapter -2



1. Form a two-digit number without repetition by using digits 3, 4

Ans 34, 43

2. Form a two-digit number without repetition by using digits 5, 6.

Ans 56, 65

3. Form a two-digit number with repetition by using digit 7.

Ans 77

4. Form a two-digit number with repetition by using digit 5.

Ans 55

5. Form all possible two-digit numbers with and without repetition by using 4, 5.

Ans 45, 54, 44, 55

6. Form all possible two-digit numbers with and without repetition by using 8, 7.

Ans 78, 87, 77, 88

CH-6
ADDITION

Single - digit addition:-

1. Add the following:-

$$\begin{array}{r} (1) \quad 3 \\ + 5 \\ \hline 8 \end{array}$$

$$\begin{array}{r} (2) \quad 4 \\ + 7 \\ \hline 11 \end{array}$$

$$\begin{array}{r} (3) \quad 9 \\ + 5 \\ \hline 14 \end{array}$$

$$\begin{array}{r} (4) \quad 6 \\ + 9 \\ \hline 15 \end{array}$$

$$\begin{array}{r} (5) \quad 5 \\ + 0 \\ \hline 5 \end{array}$$

$$\begin{array}{r} (6) \quad 8 \\ + 9 \\ \hline 17 \end{array}$$

$$\begin{array}{r} (7) \quad 7 \\ + 9 \\ \hline 16 \end{array}$$

$$\begin{array}{r} (8) \quad 5 \\ + 7 \\ \hline 12 \end{array}$$

$$\begin{array}{r} (9) \quad 4 \\ + 9 \\ \hline 13 \end{array}$$

$$\begin{array}{r} (10) \quad 8 \\ + 1 \\ \hline 9 \end{array}$$

Ex-6.1

PG-NO. 66

Date _____

Page _____

Addition of 2-digit numbers (without carrying)

Find the sum:

$$\begin{array}{r} (1) \quad T O \\ 22 \\ + 25 \\ \hline 47 \end{array}$$

$$\begin{array}{r} (2) \quad T O \\ 33 \\ + 35 \\ \hline 68 \end{array}$$

$$\begin{array}{r} (3) \quad T O \\ 14 \\ + 15 \\ \hline 29 \end{array}$$

$$\begin{array}{r} (4) \quad T O \\ 43 \\ + 16 \\ \hline 59 \end{array}$$

$$\begin{array}{r} (5) \quad T O \\ 35 \\ + 12 \\ \hline 47 \end{array}$$

$$\begin{array}{r} (6) \quad T O \\ 60 \\ + 17 \\ \hline 77 \end{array}$$

$$\begin{array}{r} (7) \quad T O \\ 35 \\ + 21 \\ \hline 56 \end{array}$$

$$\begin{array}{r} (8) \quad T O \\ 47 \\ + 22 \\ \hline 69 \end{array}$$

$$\begin{array}{r} (9) \quad T O \\ 25 \\ + 21 \\ \hline 46 \end{array}$$

$$\begin{array}{r} (10) \quad T O \\ 52 \\ + 27 \\ \hline 79 \end{array}$$

$$\begin{array}{r} (11) \quad T O \\ 22 \\ + 66 \\ \hline 88 \end{array}$$

$$\begin{array}{r} (12) \quad T O \\ 43 \\ + 25 \\ \hline 68 \end{array}$$

$$\begin{array}{r} (13) \quad T O \\ 86 \\ + 13 \\ \hline 99 \end{array}$$

$$\begin{array}{r} (14) \quad T O \\ 53 \\ + 43 \\ \hline 96 \end{array}$$

$$\begin{array}{r} (15) \quad T O \\ 63 \\ + 24 \\ \hline 87 \end{array}$$

$$\begin{array}{r} (16) \quad T O \\ 36 \\ + 43 \\ \hline 79 \end{array}$$

$$\begin{array}{r} (17) \text{ To} \\ 23 \\ + 53 \\ \hline 76 \end{array}$$

$$\begin{array}{r} (18) \text{ To} \\ 25 \\ + 13 \\ \hline 38 \end{array}$$

$$\begin{array}{r} (19) \text{ To} \\ 80 \\ + 13 \\ \hline 93 \end{array}$$

$$\begin{array}{r} (20) \text{ To} \\ 50 \\ + 23 \\ \hline 73 \end{array}$$

$$\begin{array}{r} (21) \text{ To} \\ 53 \\ + 44 \\ \hline 97 \end{array}$$

$$\begin{array}{r} (22) \text{ To} \\ 47 \\ + 52 \\ \hline 99 \end{array}$$


$$\begin{array}{r} (23) \text{ To} \\ 33 \\ + 13 \\ \hline 46 \end{array}$$

$$\begin{array}{r} (24) \text{ To} \\ 52 \\ + 24 \\ \hline 76 \end{array}$$

$$\begin{array}{r} (25) \text{ To} \\ 30 \\ + 25 \\ \hline 55 \end{array}$$

$$\begin{array}{r} (26) \text{ To} \\ 31 \\ + 15 \\ \hline 46 \end{array}$$

Ex - 6.2



1. Fill in the blanks:

- (a) $3 + \boxed{4} = 4 + 3$
(b) $18 + \boxed{17} = 17 + \boxed{18}$
(c) $\boxed{29} + 36 = \boxed{36} + 29$
(d) $7 + (2 + 5) = (\boxed{7} + 2) + 5$
(e) $(23 + 45) + 15 = (45 + \boxed{15}) + 23$
(f) $(13 + \boxed{17}) + 18 = (13 + 18) + 17$

2. Complete using addition facts.

- (a) $15 + 0 = \boxed{15}$ (b) $0 + 18 = \boxed{18}$
(c) $17 + \boxed{0} = 17$ (d) $78 + 0 = \boxed{78}$
(e) $57 + 1 = \boxed{58}$ (f) $66 + \boxed{1} = 67$

(3) Complete the pattern:-

- (a) $10 + 1 = 11$ (b) $1 + 1 = 2$ (c) $20 + 1 = \boxed{21}$
(d) $11 + 2 = \boxed{13}$ (e) $30 + 1 = \boxed{31}$ (f) $21 + 3 = \boxed{24}$
(g) $40 + 1 = \boxed{41}$ (h) $31 + 4 = \boxed{35}$ (i) $50 + 1 = \boxed{51}$

Ex - 6.3

Solve the following:

(1) Superman killed 62 aliens and galaxy warrior killed 23 aliens. How many did they kill altogether?

$$\begin{array}{r} \text{TO} \\ 62 \\ + 23 \\ \hline 85 \end{array}$$

(2) A fruitseller has 25 apples and 43 oranges. How many fruits does he have altogether?

$$\begin{array}{r} \text{TO} \\ 25 \\ + 43 \\ \hline 68 \end{array}$$

(3) In a cricket match, Sachin scored 57 runs and Dhoni scored 42 runs. How many runs did they score altogether?

$$\begin{array}{r} \text{TO} \\ 57 \\ + 42 \\ \hline 99 \end{array}$$

(4) A great wrestler ate 14 kg of potatoes on Monday and 12 kg on Tuesday. How many kilograms of potatoes did he eat altogether?

$$\begin{array}{r}
 \text{TO} \\
 14 \\
 + 12 \\
 \hline
 26
 \end{array}$$

(5) In a video game, Ravi scored 36 points in the first attempt and 41 in the second attempt. How much did he score altogether?

$$\begin{array}{r}
 \text{TO} \\
 36 \\
 + 41 \\
 \hline
 77
 \end{array}$$

Ex - 6.4

Addition of 3, 2-digit numbers
(without carrying)

Date _____

Page _____

Find the sum.

(1) TO	(2) TO	(3) TO	(4) TO	(5) TO
40	33	45	22	33
+ 32	+ 33	+ 22	+ 40	+ 22
+ 23	+ 33	+ 12	+ 31	+ 41
<u>95</u>	<u>99</u>	<u>79</u>	<u>93</u>	<u>96</u>

(6) TO	(7) TO	(8) TO	(9) TO	(10) TO
32	41	20	23	32
+ 33	+ 20	+ 40	+ 31	+ 10
+ 24	+ 35	+ 33	+ 45	+ 40
<u>89</u>	<u>96</u>	<u>93</u>	<u>99</u>	<u>82</u>

(11) TO	(12) TO	(13) TO	(14) TO	(15) TO
42	33	34	43	20
+ 30	+ 23	+ 32	+ 23	+ 25
+ 21	+ 13	+ 23	+ 12	+ 32
<u>93</u>	<u>69</u>	<u>89</u>	<u>78</u>	<u>77</u>

Worksheet related to Ch-6

Date _____

Page _____

(1) Add the following :-

$$\begin{array}{r} (1) \quad 5 \\ + 3 \\ \hline 8 \end{array}$$

$$\begin{array}{r} (2) \quad T O \\ \quad 4 4 \\ + 3 3 \\ \hline 7 7 \end{array}$$

$$\begin{array}{r} (3) \quad T O \\ \quad 5 5 \\ \quad 4 2 \\ + 1 2 \\ \hline 10 9 \end{array}$$

$$\begin{array}{r} (4) \quad 6 \\ \quad 3 \\ + 7 \\ \hline 16 \end{array}$$

(2) Solve the following:-

(1) 25 people visited the circus in the first show and 62 people visited the circus in second show and 21 people visited the circus in third show. How many people did watch the circus altogether?

$$\begin{array}{r} T O \\ 25 \\ 62 \\ + 21 \\ \hline 108 \end{array}$$

(2) In a magazine there are 35 coloured pages and 22 black and white pages. How many pages are there in the magazine altogether?

$$\begin{array}{r} T O \\ 35 \\ + 22 \\ \hline 57 \end{array}$$

(3) Fill in the blanks

1) $3 + \boxed{7} = 7 + 3$

2) $(5 + 2) + 7 = (\boxed{5} + 2) + 7$


(3) $\boxed{16} + 15 = 16 + \boxed{15}$

(4) $12 + 1 = \boxed{13}$

(5) $19 + \boxed{0} = 19$


CH-6 ADDITION


Fill in the blanks





- (1) If the numbers can be added in any order, the sum will be same in both cases.
- (2.) When zero is added to a number, the sum is the number itself.
- (3) When 1 is added to a number the sum is the next number on the number line.

1. Draw different types of lines or
Draw different types of straight
↓ lines.

1. Horizontal line 

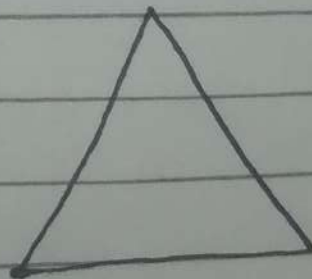
2. Vertical line 

3. Slanting line 

4. Curved line 

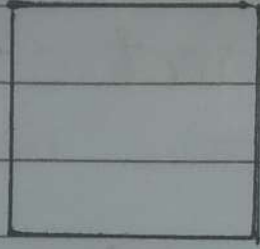
2. Draw 2-D or Plane shapes and
write their sides and
corners.

1. Triangle



sides = 3
corners = 3


2. square



sides = 4

corners = 4

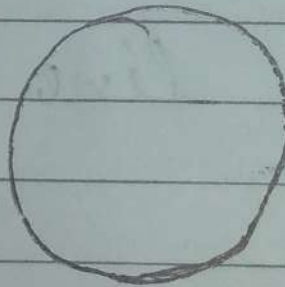
3. Rectangle



sides = 4

corners = 4


4. Circle



sides = 0

corners = 0

5. Oval

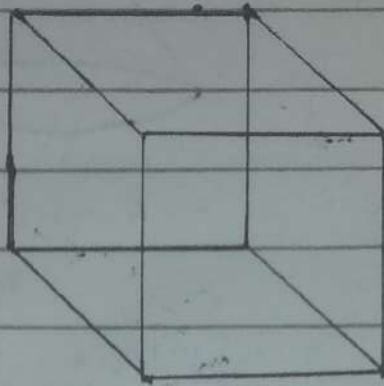


sides = 0

corners = 0

3. Draw 3-D Or Solid shapes and write their faces or corners

1. Cube



Faces = 6

Corners = 8


2. Cuboid



Faces = 6

Corners = 8

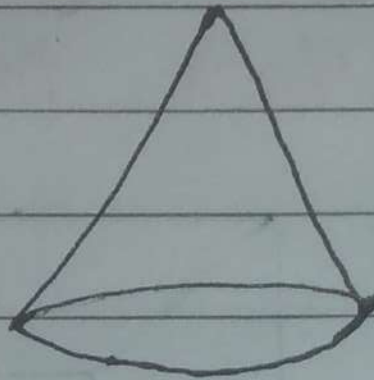
3. Cylinder



Faces = 3

Corners = 0

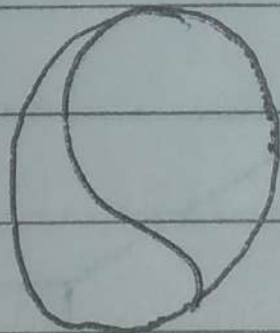
4. Cone



Faces = 2

Corners = 1

5. Sphere



Faces = 1

Corners = 0

Ex- 17.1

Write R for objects which will roll, S for objects which will slide and A for objects which will roll and slide both.

(R)

Watermelon

(S)

Calculator

(S)

Book

(R)

Roller

(A)

Water Bottle

(S)

Brick

(A)


Candle

(A)

Birthday
Cap

CH-17 Shapes

Fillups



1. Plane shapes are called 2.D shapes
2. A triangle has 3 sides and 3 corners
3. A rectangle/square has 4 sides and 4 corners.
4. A square has its all sides equal
5. A rectangle has its opposite sides equal
6. A circle is round in shape
7. A circle has 0 (no) sides and 0 (no) corners
8. An oval looks like an egg
9. An oval has 0 (no) sides and 0 (no) corners

- 10. All sides of a square are equal
- 11. Opposite sides of rectangle are equal
- 12. A circle is round in shape
- 13. An oval looks like an egg.
- 14. A square / rectangle has 4 sides and 4 corners.
- 15. Solid shapes are called 3D shapes.
- 16. A cube / cuboid has 6 faces and 8 corners
- 17. A Cylinder has 3 faces and no corners.
- 18. A Cone has 2 faces and 1 corner.
- 19. A sphere has no(0) corners and

1 face.

20. A sleeping person makes a horizontal line.

21. A standing person makes a vertical line.




22. A sitting person makes a slanting line.

23. Another name of sleeping line is horizontal line.

24. Another name of standing line is vertical line.

25. Eyes, Eyebrows, lips are examples of curved lines.

26. Alphabet C forms a curved line.

27. Watermelon Roller Balloon are examples of rolling objects.
28. Bottle Candle Birthday cap are examples of both rolling and sliding objects.
29. Brick calculator, Book are examples of sliding objects.
30. Everything around us has a shape.
31. The sleeping person makes a line like this 
32. The person sitting makes a line like this 
33. The standing person makes a line like this 
34. A cube looks like a box.
35. A Cone has a point at the end and a circle at the other.
36. Cylinder can easily roll over smooth surfaces.

- 37. All faces of cube are same squares.
- 38. Faces of cuboid are rectangular in shape.
- 39. Cone gets thinner and thinner at the top.
- 40. A dice has 12 edges.
- 41. A pencil box has 12 edges.
- 42. Examples of three D (3D) shapes are Pencil Box, Ludo, Dice, Birthday Cap, Coin, Candle.
- 43. (—) is a horizontal line.
- 44. (|) is a vertical line.
- 45. (\) is a slanting line.
- 46. In our daily life we come across different ~~lines~~ lines like straight line, Curved line, slanting lines.

CH-17 Shapes
WORK SHEET

Date _____
Page _____

(1) Write the names of 2D shapes.

Ans (1) Triangle (2) Square (3) Rectangle
(4) Circle (5) Oval.


(2) Write the names of 3D shapes.

Ans (1) Cube (2) Cuboid (3) Cone
(4) Cylinder (5) Sphere.

(3) Write the names of different types of lines.

Ans (1) Horizontal line (2) Vertical line
(3) Blanting line
(4) Curved line.

Q Observe the following picture and count and write different shapes.



How many?

○ □

□ △

Ans

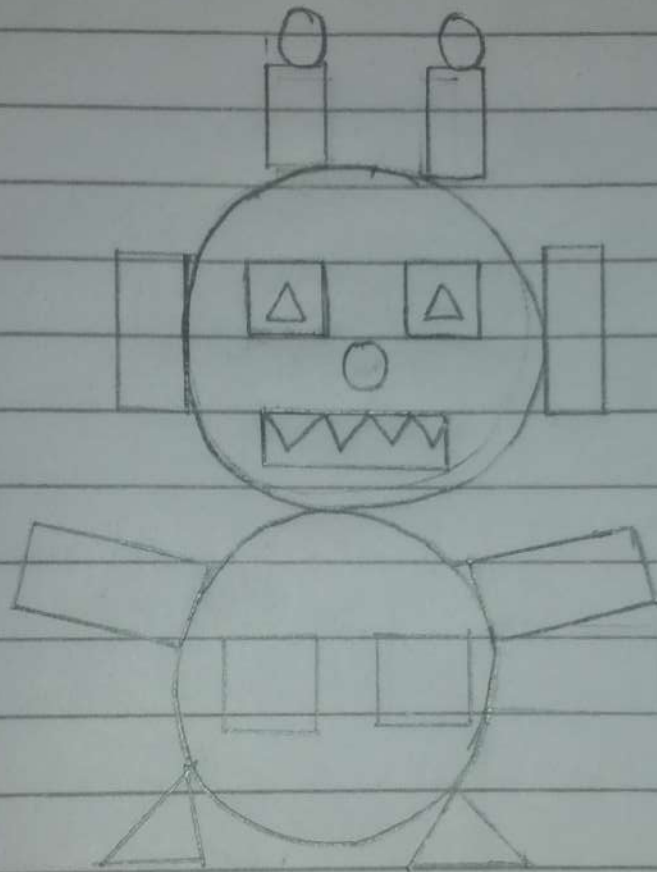
○ = 3

□ = 4

□ = 5

△ = 3

Q Observe the following picture.
Count and write different shapes.



How many

○ □

□ △

Ans

○ = 5

□ = 7

□ = 4

△ = 8

ANSWER KEY

SUBJECT : E. V. S.

TERM : I

THEME - 4 (Ch-6 water)

THEME - 5 (Ch-7 My Home)

THEME - 6 [Ch-8 (clothes we wear)]

THEME - 7 (Ch-9 Air around us)

THEME - 8 (Ch-10 keeping clean)
(Ch-11 Our safety)

CH-6. WATER

Pg. 51, 52

Ex A Circle the activities in which you need water.

swimming

painting

sleeping

reading

cooking

bathing

brushing

dancing

washing

skipping

Ex B Tick (✓) the correct sentence and cross (x) the wrong sentence.

1. We can store water in a bucket.
2. Plants need water to live and grow.
3. Water has a smell.
4. We can live without water.
5. Animals need water to drink.
6. Water is colourless.
7. Animals need water for cooking.
8. We should waste water.

- 9. Plants do not need water. [X]
- 10. We should not turn off the tap while brushing. [X]

Exc Answer in one or two sentences.

Q1. Write one thing in which you use water at home.

Ans. 1.) Cooking 2.) Bathing 3.) Drinking

Q2. Write one way in which you can save water.

Ans. Do not wash the car with a pipe.

Q3. Name two underground sources of water

Ans. 1.) Wells 2.) Tube wells 3.) Hand pumps.

Q4. Why do we need water?

Ans. To live.

Ch-7 (MY HOME)

Pg. 57

Ex A Fill in the blanks. Choose the right word from the box.

1. We feel safe at home.
2. We receive our guests in the living room.
3. We study in the study room.
4. We should keep our house neat and clean.

Ex B Name the rooms in the pictures.

1. Kitchen
2. Bedroom
3. Bathroom
4. Livingroom

Ex C Match the things to their room.

- | | |
|--------------|-----------------|
| 1. Bed | Bedroom (1, 6) |
| 2. Bucket | / |
| 3. Sofa | Kitchen (4, 7) |
| 4. Gas stove | |
| 5. Shower | Bathroom (2, 5) |
| 6. Almirah | |
| 7. Utensils | Livingroom (3) |

Ex D Answer in one or two sentences.

Q1. why do we need a house?

Ans To live in.

Q2. How do you keep your house clean?

Ans By throwing waste in bin.

Q3. why should we open windows of our house?

Ans To let fresh air in.

Ch-8 Clothes We Wear

Pg 59

Frock	Skirt	Socks
Jacket	Trousers	Cap
Gloves	Skirt	

Pg 63

Ex B Match the following

① Rainy season

② Summer season

③ Winter season

Woolen clothes

Rain coat

Cotton clothes

③

①

②

*

Note In exams picture will not come you have to write their names and do the matching.

Exc Tick (✓) The correct option.

1. We wear woollen clothes in winter.

a) cotton b) woollen

2. Cotton clothes keep our body cool.

a) cool b) warm

3. We wear cotton clothes in summers.

a) rain coat b) cotton clothes

4. We wear uniform to school.

a) uniform b) casuals

5. Neat and clean clothes make us look smart.

a) shabby b) smart

Pg 64.

Ex D Answer in one sentence (to be done in the notebook.)

Q1 Why do we need clothes?

Ans To cover our body.

Q2 Why do we wear a raincoat in the rainy season?

Ans To keep us dry.

Q3 Write the names of two woollens clothes.

Ans 1) Cap 2) Coat 3) gloves.

Q4 When do we wear fancy and colourful clothes?

Ans On special occasions.

Page No. _____

Ch-9 Air Around us

Pg No 68

Ex A Fill in the blanks.

1. We all need air to live.
2. Air helps in flying kites.
3. We cannot see air.
4. Air is used to fill up football.

Ex B Tick (✓) the correct sentences and (X) cross the wrong sentences.

1. Cars and buses give out fresh air.
2. Air helps in drying clothes.
3. We can smell air.
4. Air is everywhere.
5. We should keep windows of our house open.

Exc Read the clues and rearrange the letters to find the correct word

1. Slow and gentle moving air is called

~~REEZEB~~ BREEZE

2. Burning crackers give out

~~MOSKE~~ SMOKE

3. They make air clean and fresh.

~~LANPTS~~ PLANTS

4. This vehicle does not give out smoke

~~CLECYBL~~ BICYCLE

Ex D Answer in one or two words

Q1. What makes air dirty?

Ans. Smoke

Q2. What is fast moving air called?

Ans. Wind

Q3. Can we taste air?

Ans. No

Ex E Answer in one or two sentences

Q 1. Write two things in which you use air?

Ans (1) It helps in flying kites.
(2) It helps in sailing boats.

Q 2. Name one means of transport which makes air dirty?

Ans 1) Cars 2) Buses.

Q 3. Write one thing you can do to keep the air clean?

Ans. We should plant more and more trees.

Ch - 10 Keeping Clean Pg No 75

Ex A Match the objects with the appropriate body parts they are used for?

- | | A | B |
|---|-----------------|-----------|
| 1 | Goggles | Teeth (4) |
| 2 | Nail cutter | Hair (5) |
| 3 | Hand wash | Eyes (1) |
| 4 | Brush and paste | Nails (2) |
| 5 | Oil and Comb | Hands (3) |

Ex B Draw 😊 for good habits and ☹️ for bad habits -

1. Tina brushes his Teeth Twice a day. 😊
2. Ali's mother cleans his ears with ear buds. 😊
3. Jack wears dirty clothes after bath. ☹️
4. Nancy bites her nails. ☹️

Exc Tick (✓) the correct option

1. We should eat:

a) fruits b) chips c) burger

2. We should take bath:

a) everyday b) weekly c) yearly

3. We should cover our nose when we

a) sleep b) eat c) sneeze

4. We should wash our hands:

a) after meals b) before meals
c) before and after meals

Ex D Answer in one sentence.

Q1 Why should we take bath daily?

Ans To keep our body clean.

Q2 Write any one good habit that you follow daily.

Ans I take a bath daily.

Q3 Why should we play outdoor games?

Ans To keep us fit.

Ch-11 Our safety. Pg 82

Ex A Tick (✓) the correct option.

1. Always play :

- a) in the playground ✓
- b) on the road 0

2. We should not play with :

- a) toys 0
- b) scissors ✓

3. We should always cross the road using the :

- a) zebra crossing ✓
- b) footbath 0

Ex B Tick (✓) the pictures in which children are following the safety rules. Cross (x) the pictures in which children are not following the safety rules.

i) X

ii) X

iii)

Ex C. Read the clues given below and complete the words

1. Black and white lines on the road
Z e b r a c r o s s i n g

2. Sharp thing in the kitchen.

K n i f e

3. It helps us to light fire.

m a t c h b o x

Pg No 83

Ex D Give answer in one or two words

1. Where should we walk on the road?

Ans Footpath

2. Where should we play with our friends?

Ans In the play ground.

Ex-E Answer in one or two sentences.

Q1 Why should not we play with electric wires?

Ans Because it is unsafe.

Q2 Write one safety rule you follow while playing?

Ans I always play in the park.